

FIRST YEAR 101.

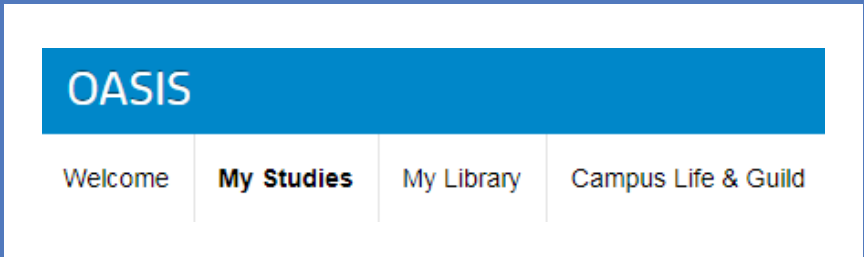
Kick off first year the right way with our hot tips!

CHECKLIST.

- **Get your Student Card and 2019 sticker from Curtin Connect**
You need this to access services in the library, to get your Guild sticker, and for student identification for your assessments.
- **Get your 2019 Guild sticker**
This can be found at Guild Reception - Building 106F & ensures you get all those great Guild Discounts on food, drinks and activities!
- **Follow the Guild Social Media**
FB: @curtinguild / @foodatcurtin / @CurtinTav + Instagram: @curtinguild
Keep up to date on Guild information, where to get the best food on campus, giveaways, competitions and Guild services!
- **Attend Guild events and activities**
The Guild has a lot of fun events coming up including, Pasar Malam, the Guild Ball, Science on the Lawn, Guild Market Days and many more.
- **Join a Guild Club!**
See the Guild Website or the Student Diary for the list of our amazing clubs.
- **Find your classrooms for week 1**
If your timetable says you're in room 100.302 it means you're in Building 100, Room 302. Room 302 will be on the third floor and Room 402 would be on the fourth floor. You'll be a pro in no time!
- **Sign into Oasis and Blackboard**
Oasis and Blackboard are going to be your best friends through your degree!
Find out more inside this booklet about how to use these online resources.
- **Connect with your Faculty Representative**
Your Faculty Representatives are there to represent you during your time here at Curtin University. Remember, we are students too and we are here to help you have the best experience possible!
- **Grab yourself a reusable straw**
They are available at Guild cafés across campus for \$2.50
- **Complete the Academic Integrity Exam (AIP)**
Make sure you take the AIP Exam found on Blackboard.
You need to do this to gain access to your grades and it only needs to be completed once.

CURTIN STUDENT
GUILD

TOP TIPS FOR YOUR ONLINE RESOURCES



OASIS

1. Quick forms can be found at the bottom of the **My Studies** tab. These quick forms give you all the documents you need for your day to day education. This ranges from:
 - i. Submitting an assessment extension
 - ii. Appealing against assessment results
 - iii. Changing your personal details
 - iv. Applying for units
2. Make sure you use the check your student emails.

TOP TIP: Set up mail forwarding so your student emails come into your personal inbox, so you don't miss any official communications. You can Access your Email in the **Welcome** tab by clicking the email icon:

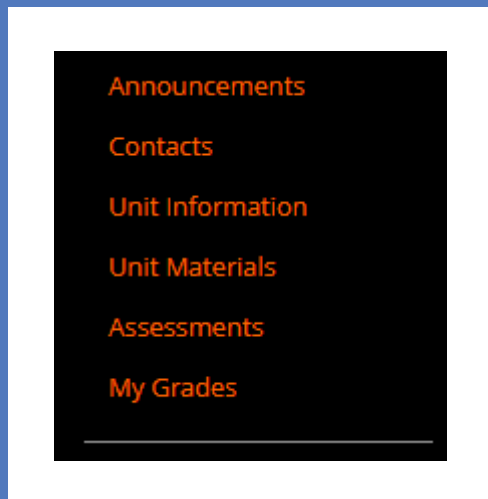


3. Under the **My Library** tab, you can access some amazing tools! This includes:
 - i. Booking study rooms
 - ii. Accessing journal databases
 - iii. Referencing guides

TOP TIPS FOR YOUR ONLINE RESOURCES


Blackboard

1. Here you can find your contact details for your Unit Coordinator or Lecturer – this can also be found in your Unit Outline and is important so you can contact your teachers when a question or problem arises.



2. Look at your pre-readings! This can be found in each unit tab. Click on the link for **Unit Information** or **Unit Materials**.
3. In the **Assessments** tab you will find a Turnitin link. This is the portal that allows you to submit your assignments, along with the due date and time!

Remember: If you are running behind on an assessment, you can apply for an assessment extension, the application can be found in the documents section on your OASIS!

Info	Dates	
ⓘ	Start	03-Apr-2019 11:01AM
	Due	05-Apr-2019 11:59PM
	Post	19-Apr-2019 11:59PM
		Submit View 

HANDY CONTACTS

Faculty Representatives

Faculty of Business and Law:	Alexandra Meagan Pannell business@guild.curtin.edu.au
Faculty of Science and Engineering:	Lachy Lee science@guild.curtin.edu.au
Faculty of Health Sciences:	Georgia McGrath health@guild.curtin.edu.au
Faculty of Humanities:	Michael Farrell humanities@guild.curtin.edu.au

First Year Committee

Alexandra Meagan Pannell	a.pannell@guild.curtin.edu.au
Min Dee Chia	m.chia@guild.curtin.edu.au
Jason Kim	j.kim@guild.curtin.edu.au
Prasanthi Jeyaramn	p.jeyaramn@guild.curtin.edu.au
Julia Khen	j.khen@guild.curtin.edu.au
Lucy Rohl	l.rohl@guild.curtin.edu.au

Student Assist

Student Assist is the support and advocacy service of the Curtin Student Guild here at Curtin University. We're available for all Curtin students with any personal, financial, or academic issues.

Phone: (08) 9266 2900 or Email: student.assist@guild.curtin.edu.au

Location: Building 106F Curtin University

Opening Hours: from 9am – 4:00pm, Monday – Friday

Safer Community Team

24/7 security and access to wellbeing and support.

Phone: +61 8 9266 4444

Email: securitycommsoffice@curtin.edu.au

In an emergency, dial 000 (0 000 from an internal phone)

